

Rotary Valve | GRH

For Granular Applications




Image of the Pelletron GRH Rotary Valve with Stainless Steel Housing
Low leakage rotor with expanded vane tips ->

Applications

- For use with granular products and pellets
- For metering
- For feeding pneumatic conveying systems
- Suitable for differential pressure up to 50 psi (3.5bar)

Design

- Sizes from 4" to 20" (100mm to 500mm)
- Flanges: ANSI 150#, DIN PN10, JIS 5k/10k
- Temperature Range: up to 480° F, 250° C
- Drive: various arrangements available
- Housing: stainless steel and AL casting
- Rotor: stainless steel
- Double lip shaft seal

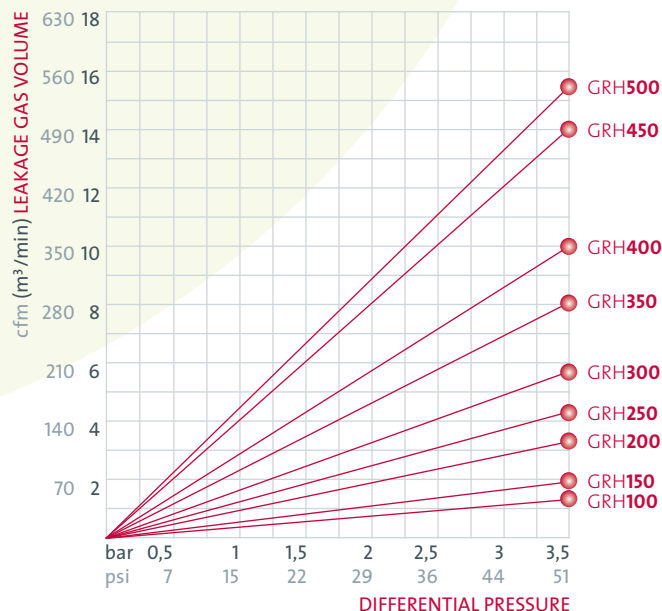
Features

- Anti shearing device for gentle product handling
- Low leakage rotor (patent pending) with expanded vane tips
- Integrated leakage air vent for improved filling efficiency
- Heavy duty housing and bearing support for minimized rotor tolerance
- Closed end rotor with 12 vanes

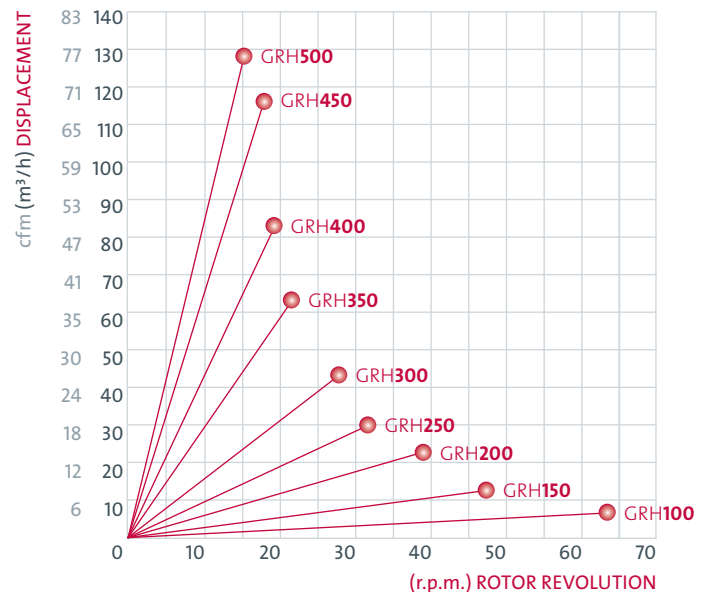
Options

- Quick clean design with extraction device
- Polished grades available
- Special rotor design for metering available
- Shaft seal purge kit
- Special material grades on request
- Wear protection
- Feed shoe, vent hopper and speed monitor

Leakage Gas Diagram

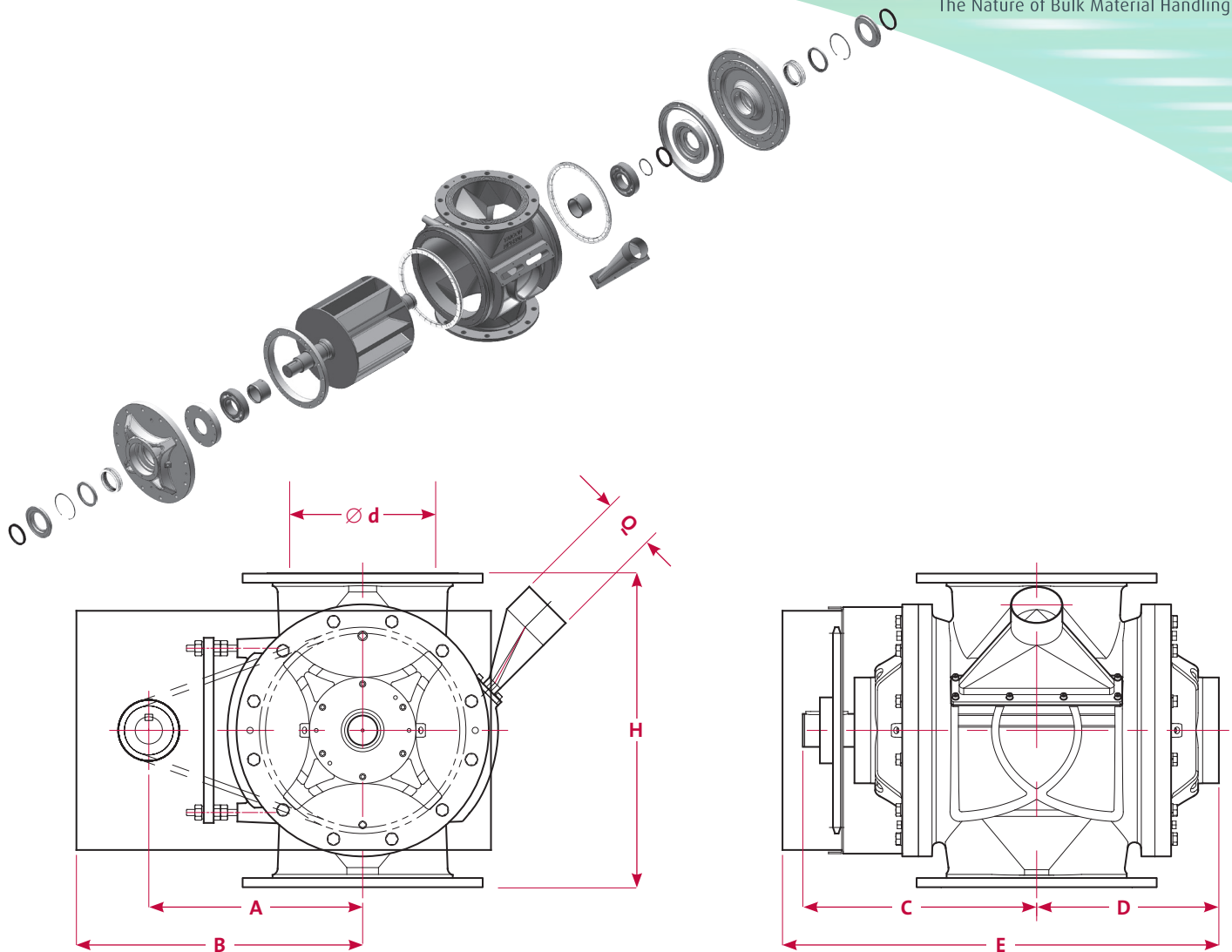


Volumetric Capacity



Testing conditions: 1.64ft/sec (0.5m/sec) tangential speed. Temperature 140°F (60°C)

GRH Rotary Valve Dimensions



Size	Ø d	A	B	C	D	E	H	Q
GRH 100	4"	9 3/16"	12"	10 7/16"	8 3/8"	19 7/8"	10 5/8"	1"
	110 mm	233 mm	305 mm	265 mm	213 mm	505 mm	270 mm	25 mm
GRH 150	6"	13 3/4"	17 1/8"	12 1/4"	9 5/8"	22 3/8"	13 3/4"	2"
	159 mm	349 mm	435 mm	310,5 mm	244 mm	569 mm	350 mm	50 mm
GRH 200	8"	13 5/8"	17 11/16"	14 1/8"	11 7/16"	26 1/16"	16 1/2"	2 1/2"
	210 mm	346 mm	449 mm	358,5 mm	290,5 mm	662 mm	420 mm	64 mm
GRH 250	10"	17 7/16"	21 5/16"	15 7/16"	12 3/16"	28 3/8"	19 11/16"	3"
	260 mm	443 mm	542 mm	392 mm	309 mm	721 mm	500 mm	75 mm
GRH 300	12"	21 3/4"	22 5/8"	17 13/16"	14 3/8"	32 13/16"	21 5/8"	4"
	310 mm	552 mm	574 mm	452,5 mm	365,5 mm	833 mm	550 mm	100 mm
GRH 350	14"	17 3/4"	21 3/4"	19 3/16"	15 15/16"	36 1/8"	27 9/16"	4"
	350 mm	450 mm	553 mm	487,5 mm	404 mm	917 mm	700 mm	100 mm
GRH 400	16"	20 9/16"	28 3/4"	20 7/8"	17 5/8"	39 11/16"	29 1/2"	5"
	400 mm	522 mm	730 mm	531 mm	447 mm	1008 mm	750 mm	125 mm
GRH 500	20"	23 5/8"	29 5/16"	24 7/8"	20 3/8"	44 3/4"	37 3/8"	6"
	500 mm	600 mm	745 mm	632,5 mm	530,5 mm	1136 mm	950 mm	150 mm